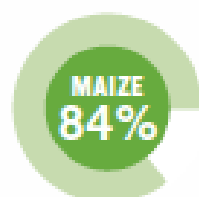


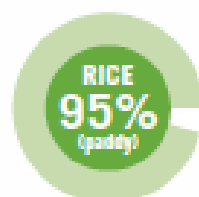
**MAJOR EXPORTERS OF MAIZE, WHEAT, AND RICE, 2008  
(% OF WORLD EXPORTS)**



United States (53.0%)  
 Argentina (15.1%)  
 Brazil (6.3%)  
 France (6.0%)  
 India (3.5%)

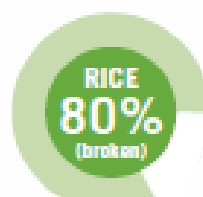


United States (22.9%)  
 France (12.4%)  
 Canada (12.0%)  
 Russian Federation (8.9%)  
 Argentina (6.7%)



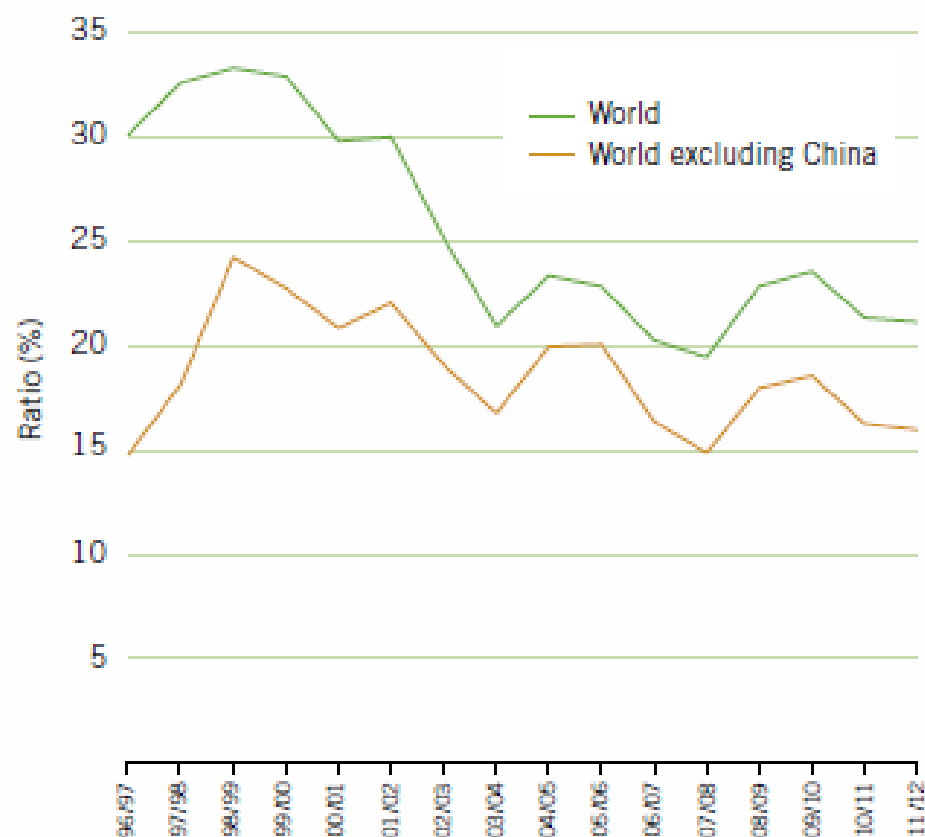
United States (90.4%)  
 Paraguay (1.4%)  
 France (1.2%)  
 China (1.1%)  
 Brazil (0.9%)

Source: FAO (2011a).



Thailand (54.8%)  
 Pakistan (9.1%)  
 Brazil (7.3%)  
 United States (4.4%)  
 Belgium (4.0%)

**RATIO OF GRAIN STOCKS TO USE, 1996/97–2011/12**



Source: FAO, *Food Outlook*, various years.

Note: World excluding China is shown because China is an outlier in terms of reserves, and there are several questions about the quality of its data reports.